

# Activity Pages

## FALL 2022 GOD'S EXCEPTIONAL CHOICE

## These Activity Pages Are Designed To:

- Engage students in a way that lecture and open-ended discussion don't.
- Gain insight on what has been learned and what hasn't.
- Encourage students to learn from one another and build vital relationships, in keeping with Proverbs 27:17 and Galatians 6:2.

## Tips For Using Activity Pages:

- Instructions are on each lesson's "Involvement Learning" page (for teachers) and Activity Page (for students).
- Use these pages as optional alternatives for "Involvement Learning" activities.
- Limit individual work time and focus on facilitating discussion among learners.
- Encourage students to complete take-home work by discussing their results in the next class session.

## Maximize Group Activity Time!

- Instead of viewing group activities as empty time for you as the teacher, look for opportunities to encourage and challenge your students.
- Pray silently during the activity for the participants' spiritual growth! Pray for them by name, calling on the Lord to bless each person.
- Circulate among the groups of learners and observe their interactions to discover your learners' level of spiritual maturity.
- Pray that the Spirit will fall on your classroom, equipping your students with knowledge and filling them with passion to boldly proclaim the good news.

# The Call of Abram

*Lesson 1, Genesis 12:1-5, 7; 15:1-7, KJV*

## God's Promises Fulfilled

Read the Scripture reference in the first column. In the second column, write down the promise that God made to Abram in that reference. Then match God's promise with the Scripture reference of that particular promise being fulfilled.

Scripture Reference	God's Promise	Promise(s) Fulfilled
Genesis 12:2a		
Genesis 12:2b		
Genesis 12:2c		
Genesis 12:3a		
Genesis 12:3b		
Genesis 15:1		
Genesis 15:4		
Genesis 15:5		

### Promise(s) Fulfilled

Genesis 21:1-7

Deuteronomy 30:7

Romans 4:18

Genesis 24:1

Deuteronomy 33:29

Galatians 3:7-9

Genesis 47:27

Zechariah 8:13

## Emboldened and Obedient

How does Abram's faith and trust in God provide an example for your faith and trust in God?

Write down one way that you can show faith and trust in God in the upcoming week.

---

---

---

---

---

# God Chooses the Younger Twin

*Lesson 2, Genesis 25:19b-34, KJV*

## Get What You Want

Read Genesis 25:19b-34 and fill out the right two columns of the following chart.

Person	What They Wanted	How They Got It
1. Isaac		
2. Rebekah		
3. Esau		
4. Jacob		

## The Situation

Describe an interpersonal conflict that you are currently experiencing.

---

---

With the help of a classmate, decide which of the qualities listed in James 3:17-18 can help you to resolve the conflict.

---

---

---

Conclude the exercise by praying for your partner's situation.

# Jacob Called Israel

*Lesson 3, Genesis 32:22-32, KJV*

## What's in a Name?

With the assistance of lesson commentary, study Bible notes, and online resources, choose two names from the following list and write a brief summary regarding name's meaning and how that person lived up to their name.

**Abraham**

**Ishmael**

**Isaac**

**Jacob**

---

---

---

---

---

---

---

## Count Your Blessings

List five blessings—tangible and spiritual—that God has given you or promised you.

1. 

---
2. 

---
3. 

---
4. 

---
5. 

---

How did the situations surrounding these blessings—positive or negative—bring you closer to God?

---

---

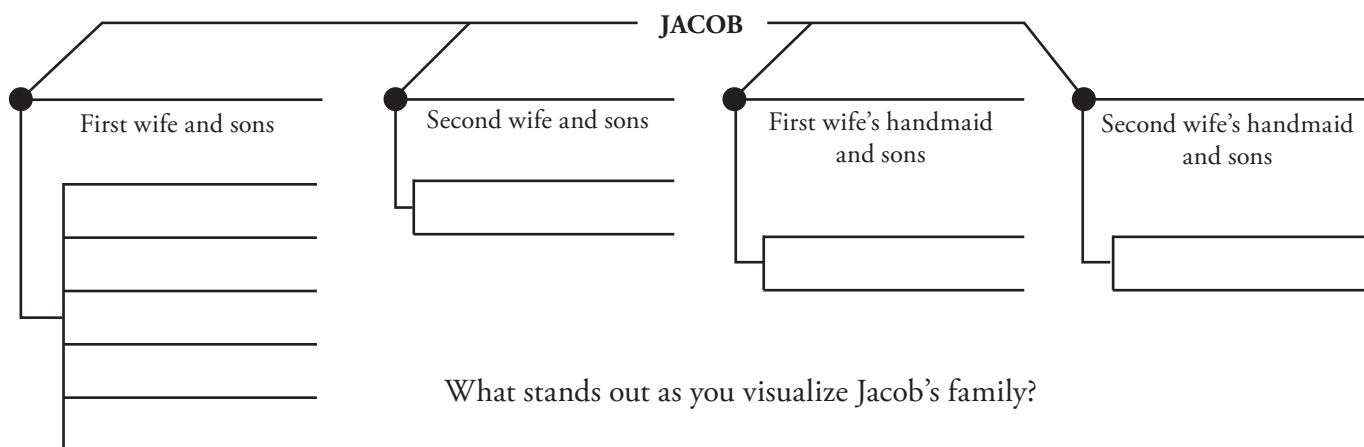
---

# The Scepter Given to Judah

Lesson 4, Genesis 35:22b-26; 38:24-26; 49:10-12, KJV

## Jacob's Family

Complete Jacob's family tree by writing the names of his wives, his wives' servants, and their children on the corresponding lines, using the information found in Genesis 35:22b-26. After completing the family tree, answer the questions below.



What stands out as you visualize Jacob's family?

What complications or stresses might you expect in a family like Jacob's?

## Family Tree

Read the genealogy listed in Matthew 1:2-16 and answer the following questions.

1. What names in the genealogy do you recognize from this week's lesson?

\_\_\_\_\_

2. What other names from the genealogy do you recognize and what are their significance?

\_\_\_\_\_

3. Are these people known for their righteous acts or their unrighteous acts?

\_\_\_\_\_

Based on your knowledge of Matthew's genealogy, how would you describe the types of people who God chooses for His purposes? \_\_\_\_\_

\_\_\_\_\_

# The Birth of Moses

*Lesson 5, Exodus 2:1-10, KJV*

## An Unforgettable Day

Based on this lesson's Scripture commentary and your "divine imagination," work with another class member to give an answer for what each of these women might have said about the events of described in Exodus 2:1-10.

Jochebed	What she feared: _____ How she responded: _____ The results of her response: _____
Miriam	What she feared: _____ How she responded: _____ The results of her response: _____
The pharaoh's daughter	What she feared: _____ How she responded: _____ The results of her response: _____

## Decisions, Decisions

Consider an identified or potential injustice that you have recently observed. Complete the prompts, then share your answers with a friend. Ask your friend for prayer regarding this situation.

The identified or potential injustice is . . . \_\_\_\_\_

I will respond to the injustice by . . . \_\_\_\_\_

As a result, I need prayer regarding . . . \_\_\_\_\_

# Song of Moses

*Lesson 6, Deuteronomy 32:3-6, 10-14, 18, KJV*

## Goodness and Rebellion

As a group, read each section of the Song of Moses and write a title to describe the section. Then write a sentence to summarize each section.

<p style="text-align: center;"><b>I. Deuteronomy 32:1-14</b></p> <p>Title: _____</p> <p>Summary: _____</p> <p>_____</p>
<p style="text-align: center;"><b>II. Deuteronomy 32:15-27</b></p> <p>Title: _____</p> <p>Summary: _____</p> <p>_____</p>
<p style="text-align: center;"><b>III. Deuteronomy 32:28-43</b></p> <p>Title: _____</p> <p>Summary: _____</p> <p>_____</p>

## Images of Praise

Write the Scripture references from Deuteronomy 32:3-6, 10-14, 18 that contain the following word images.

An Eagle: \_\_\_\_\_ A Father: \_\_\_\_\_ The Rock: \_\_\_\_\_

With the help of a hymnal or an internet search, find hymns or contemporary Christian songs that include these above images. Write down phrases from these songs that stand out.

Work with another student to write your own hymn or praise chorus, using the word images from Deuteronomy 32:3-5, 10-14, 18. Try to fit the words to the melody of a familiar hymn or contemporary Christian song.

# The Call of Gideon

Lesson 7, Judges 6:1-2, 7-16a, KJV

## Help!

Complete each of the following sentences.

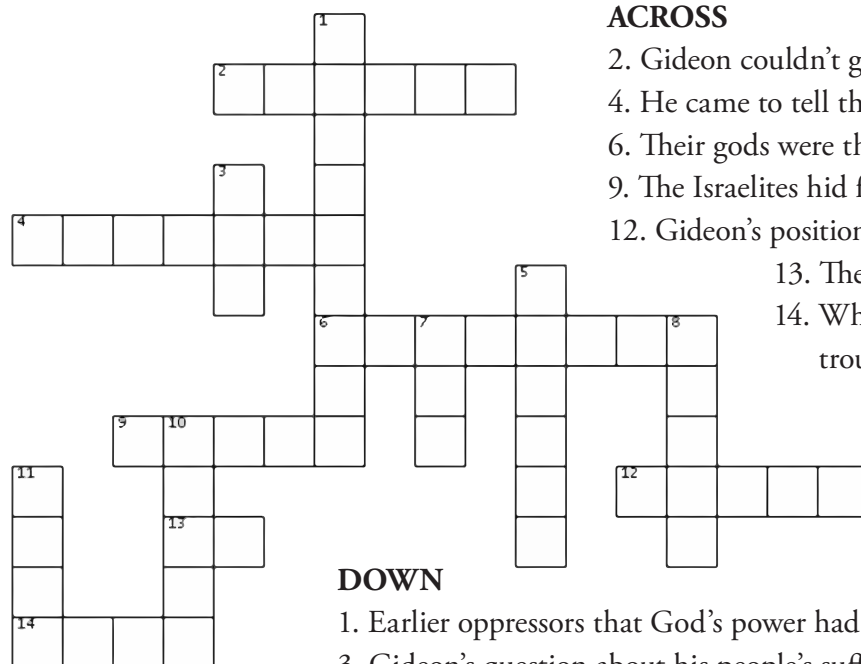
Dear God, I remember when You helped me by . . . \_\_\_\_\_

I remember when You surprised me by . . . \_\_\_\_\_

I hope You will intervene in my life by . . . \_\_\_\_\_

## Called to Rescue

Read Judges 6:1-2, 7-16a to find answers to the clues in the crossword below. Words can go across or down. Letters are shared when the words intersect



### ACROSS

2. Gideon couldn't grasp this description of himself
4. He came to tell the Israelites why they were suffering
6. Their gods were the Israelites' downfall
9. The Israelites hid from the Midianites here
12. Gideon's position in his household
13. The angel's directive to Gideon
14. What the Israelites did that caused them trouble

### DOWN

1. Earlier oppressors that God's power had overcome
3. Gideon's question about his people's suffering
5. The nation that caused the Israelites to hide
7. The angel's resting place
8. How long the Israelites suffered under the Midianites
10. He brought God's message to Gideon
11. The angel's directive to Gideon

# Who Is King?

Lesson 8, 1 Samuel 8:4-7; 10:17-24, KJV

## Diary of an Old Man

Pretend to be Samuel keeping a journal. Read the Scripture passages. Work with a partner or small group to complete Samuel's entries for each of the days.

Day the Elders Ask for a King (1 Samuel 8:4-7): \_\_\_\_\_

---

---

Day Saul Is Chosen as King (1 Samuel 10:17-24): \_\_\_\_\_

---

---

## What Do You Say?

Suppose a friend made one of the following statements to you. How does today's text help you respond to their ideas? Work with a partner to write possible responses in the spaces provided.

"I've prayed and prayed about this situation, and I'm sure what I've decided is the right way to go."

---

---

"My husband has always trusted God, but I just don't feel confident he's headed in the right direction with this decision."

---

---

---

"Everyone I talk to at church is sure we should make the change. Why can't the leaders agree with the insight of the people?"

---

---

---

"Every church I know about is doing things this way. Isn't it clear this is how God wants the church to function in this day and age?"

---

---

---

"God said to pray for leaders. So I think we should support leaders even when their decisions or lives violate biblical standards."

---

---

---

# David Anointed as King

Lesson 9, 1 Samuel 16:1-13, KJV

## Samuel's Tough Assignment

Read 1 Samuel 16:1-13 and think about how difficult—and rewarding—was the assignment God gave him. Work with one or two other class members to answer each of the questions in the left column. In the right column, jot your answers, including verse references.

Why was Samuel afraid?	
What did Samuel do?	
How was Samuel surprised?	
How did Samuel know he'd made the right decision?	

## Leaders You Know

Each of the words hidden in this puzzle might be applied to a political, educational, business, or spiritual leader. Find as many as you can. Words can go in any direction. Words can share letters as they cross over each other.

busy	generous	prosperous
decisive	godly	relentless
educated	handsome	sacrificial
empathetic	hardworking	skilled
famous	humble	worships
friendly	prays	

L T S T G B Y L F P S F D S H  
D E L L I K S X R I U R U P A  
S Y A R P J Q O D Z O I R I R  
C K Y X M X S C I X M E D H D  
N U X B F P D W I W A N J S W  
S E O C E O J G V X F D F R O  
E C I R F T Z U E N E L A O R  
F V O P Y F G K H N I Y J W K  
D U I S E M P A T H E T I C I  
S L U S Y H N N G U A R J L N  
F B D L I D Q M E K V H O E G  
K Y D V S C H U M B L E I U X  
X O F O S S E L T N E L E R S  
G W M M P H E D U C A T E D S  
Q E S A C R I F I C I A L O K

Now, in the space below, write the words from the puzzle that should apply to Christian leaders. Circle the quality you most desire to grow in your life.

---

---

# God Picked You!

Lesson 10, Ephesians 1:1-14, KJV

## Winning Qualities

Think of a talent competition television show. List words that judges often use when choosing whether or not a contestant should advance to the next round.

---

---



What words might contestants use to describe themselves after failing to advance?

---


What words might you use to cheer a friend who wasn't "chosen" or someone who doesn't feel like he or she is "winning at life"?

---

---

## Adopted in Christ

What challenges do you anticipate in the week ahead? Decipher the message from Paul to the Ephesians in the following puzzle to help you meet those challenges. Fill in each box with one letter from the column below it. Some words have been filled in for you.



	H		O	I			
	C	H	S	T		D	
	C	I	A	S	S	O	
	D	O	P	M	S	A	
C	I	H	L	D	E	T	
A	J	E	R	U	E	N	F

# Christ Is Wisdom

*Lesson 11, Ephesians 1:15-23, KJV*

## Mission Accomplished?

Think of a group you have joined either recently or in the past. Review the group, based on your experience, to discern whether the group did (or did not) accomplish its purpose or mission statement.

A group I've joined: \_\_\_\_\_

Their mission statement (from your recollection or an online search):

---

---

---

Write a review. Offer specific examples of ways this mission was (or wasn't) lived out:

---

---

---

## Show Me the Love

Brainstorm three ways to actively demonstrate God's love to another person or group.

Person / Group	Ways to Demonstrate God's Love

Make it happen! Develop an action plan to implement at least one of these ideas. Write it here:

---

How did it go? Jot some notes about ways you saw God at work in your plan. Be ready to share your experience at the next group meeting. \_\_\_\_\_

---

# We Are God's Handiwork

*Lesson 12, Ephesians 2:1-10, KJV*

## Rich in Mercy

Consider Paul's words in Ephesians 2:1-10 as you fill in the descriptions below.

Paul's description of a life of trespasses and sin:	Paul's description of a life rich in mercy and God's love:
Consequences of trespass and sin in your own life:	Effects of mercy and grace in your own life:
Consequences of trespass and sin in the world:	Effects of grace and mercy in the world:

In what ways would you attribute these to God's work or to humans' work?

---

---

## Pass It On

As you reflect on God's generous love, consider tangible expressions of Christ's love you could authentically offer as you interact with neighbors, coworkers, or others with whom you regularly have day-to-day contact. Quickly fill the box with ideas!

Then pick two ways this week to actively demonstrate God's love and generosity.

# God Gives Tools for Our Protection

Lesson 13, Ephesians 6:10-18, KJV

## Seeking Security

Circle items below that you have used in the past week.

BUG SPRAY	LOCKS	SECURITY CAMERA
FENCES	PASSWORDS	SUNSCREEN
INSURANCE	SEATBELTS	VITAMINS



Why did you use these items? \_\_\_\_\_

What else would you add to the list that you use for some measure of security? \_\_\_\_\_

## Dress Me in Armor

A paraphrased version of Ephesians 6:10-18 is listed below. Fill in verse 12 with your own spiritual battle. Fill in descriptions of your armor based on your own daily attire.

I will be strong in the Lord and in his mighty power. I will put on the full armor of God, so that I can take my stand against the devil's schemes. For my struggle is not against flesh and blood, but against \_\_\_\_\_

Wearing the full armor of God, when the day of evil comes, I will be able to stand my ground firmly. I will wear \_\_\_\_\_ of truth around my waist, with the \_\_\_\_\_ of righteousness in place, and I will wear my \_\_\_\_\_ in readiness to spread the gospel of peace. I will take up \_\_\_\_\_ of faith and wear \_\_\_\_\_ of salvation, while holding \_\_\_\_\_ of the Spirit, which is the Word of God.

I will pray in the Spirit on all occasions with all kinds of prayers and requests. I will stay alert and keep on praying for all the Lord's people.

## Lesson 1

### God's Promises Fulfilled:

- "I will make of thee a great nation." / Genesis 47:27
- "I will bless thee" / Genesis 24:1
- "Make thy name great; and thou shalt be a blessing" / Zechariah 8:13
- "I will bless them that bless thee, and curse him that curseth thee" / Deuteronomy 30:7
- "In thee shall all families of the earth be blessed" / Galatians 3:7-9
- "I am thy shield, and thy exceeding great reward." / Deuteronomy 33:29
- "This shall not be thine heir; but he that shall come forth out of thine own bowels shall be thine heir." / Genesis 21:1-7
- "Look now toward heaven, and tell the stars, if thou be able to number them: and he said unto him, So shall thy seed be." / Romans 4:18

## Lesson 2

### Get What You Want:

1. Isaac / Wanted his childless wife to have a baby / He prayed to the Lord on behalf of his wife (Genesis 25:21)
2. Rebekah / Wanted to know why the children struggled within her womb / She inquired of the Lord (Genesis 25:22)
3. Esau / Wanted red pottage / He sold his birthright to his brother (Genesis 25:30, 34)
4. Jacob / Wanted the birthright of his brother / He required that Esau swear an oath and sell his birthright (Genesis 25:31,33)

## Lesson 3

### What's In a Name?:

- Abraham: "Father of a multitude" (Genesis 17:5)
- Ishmael: "God hears" (Genesis 16:11)
- Isaac: "Laughter" (Genesis 17:17-19; 18:11-15)
- Jacob: "Takes by the heel" or "to deceive" (Genesis 25:26; 27:36)

## Lesson 4

### Jacob's Family:

- First wife and sons: Leah, Reuben, Simeon, Levi, Judah, Issachar, Zebulun.
- Second wife and sons: Rachel, Joseph, Benjamin.
- First wife's handmaid and sons: Zilpah, Gad, Asher.
- Second wife's handmaid and sons: Bilhah: Dan, Naphtali.

### Family Tree:

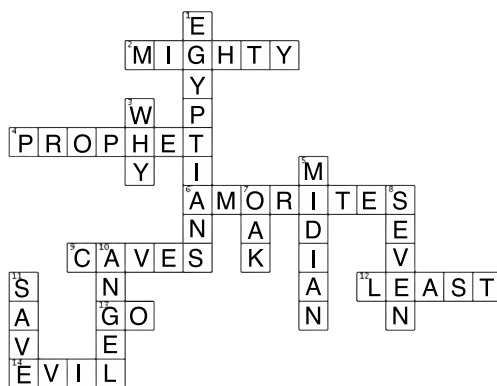
1. Jacob, Judah/Judas, Tamar/Thamar, David
- 2-3. Answers will vary.

## Lesson 6

- Images of Praise:** An Eagle: 32:11; A Father: 32:5, 6; The Rock: 32:4, 18

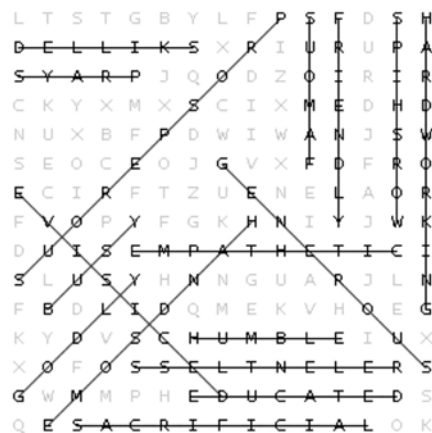
## Lesson 7

### Called to Rescue:



## Lesson 9

### Leaders You Know:



## Lesson 10

### Adopted in Christ:

